

# MILLY



MILLY

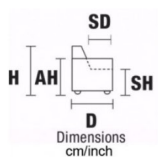





SWIVEL BASE



STAINLESS STEEL FEET

	<b>AB</b> Altezza Braccio	<b>A</b> Altezza	<b>A</b> Altezza Seduta	<b>AM</b> Altezza Massima	<b>P</b> Profondità	<b>P</b> Profondità Seduta	<b>PM</b> Profondità Massima	<b>L</b> Larghezza
	<b>AH</b> Arm Height	<b>H</b> Height	<b>SH</b> Seat Height	<b>MH</b> Maximum Height	<b>D</b> Deep	<b>SD</b> Seat Depth	<b>MD</b> Maximum Deep	<b>W</b> Width



			
	W 82/32,1" D 95/37,2" H 76/29,8" AH 66/25,8" SH 45/17,6"	W 82/32,1" D 95/37,2" H 79/31,1" AH 69/27,2" SH 47/18,5"	W 58/22,8" D 58/22,8" SH 47/18,5"
VERSION CODE	V100	V140	V600
DESCRIPTION	ARMCHAIR	ARMCHAIR SWIVEL	FOOTSTOOL

## MILLY

THICK STITCH: Available.

STRUCTURE: Fir wood, plywood covered with ecologic polyurethane foam

SPRING SYSTEM: Elastic webbing

SEAT/BACK CUSHIONS: Ecologic polyurethane foam covered with a layer of polyester  
ARM INTERIOR: Ecologic polyurethane foam covered with a layer of polyester

REMOVABILITY: not possible

MECHANISMS: N.A.

FOOT OPTION: Stainless steel Feet  
FOOT OPTION: Swivel Base

### LEATHER COLOR SHADE DIFFERENCES

The model upholstered with some Natural leather such as Maya, Emotion, Carees and Sensation, could present in some area differences in color tones of about 5%. Such differences are not to be considered defect but an expression of the natural characteristic of the cowhide.

The company reserves the faculty to make changing of technical details and/or materials for quality product improving without prior communication.