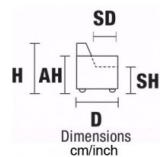



| | | | | | | | | |
|---|---------------------------|------------------|-------------------------|---------------------------|---------------------|----------------------------|------------------------------|--------------------|
|  | AB Altezza Braccio | A Altezza | A Altezza Seduta | AM Altezza Massima | P Profondità | P Profondità Seduta | PM Profondità Massima | L Larghezza |
|  | AH Arm Height | H Height | SH Seat Height | MH Maximum Height | D Deep | SD Seat Depth | MD Maximum Deep | W Width |



| | | | | | | | | | | | |
|---|--------------------------------------|---|--------------------------------------|---|------------------|---|--------------------------------------|---|------------------|---|--------------------------------------|
| W 233/92" D 100/39" H 84/33" SH 45/18" | AH 60/24" SD 58/23" | W 198/78" D 100/39" H 84/33" SH 45/18" | AH 60/24" SD 58/23" | W 120/48" D 100/39" H 84/33" SH 45/18" | SD 58/23" | W 208/32" D 100/39" H 84/33" SH 45/18" | AH 60/24" SD 58/23" | W 180/71" D 100/39" H 84/33" SH 45/18" | SD 58/23" | W 208/82" D 100/39" H 84/33" SH 45/18" | AH 60/24" SD 58/23" |
|---|--------------------------------------|---|--------------------------------------|---|------------------|---|--------------------------------------|---|------------------|---|--------------------------------------|

| | | | | | | |
|---------------------|----------------------|----------------------|-----------------|--------------------------|-----------------------------------|--------------------------|
| VERSION CODE | V314 | V214 | V100 | V316 | V315 | V317 |
| DESCRIPTION | 3 SEATER MAXI | 2 SEATER MAXI | ARMCHAIR | LHF 3 SEATER MAXI | 3 SEATER MAXI WITHOUT ARMS | RHF 3 SEATER MAXI |



| | |
|---|--------------------------------------|
| W 170/67" D 100/39" H 84/33" SH 45/18" | AH 60/24" SD 58/23" |
|---|--------------------------------------|

| | |
|---|--------------------------------------|
| W 170/67" D 100/39" H 84/33" SH 45/18" | AH 60/24" SD 58/23" |
|---|--------------------------------------|

| | |
|---|--------------------------------------|
| W 155/61" D 100/39" H 84/33" SH 45/18" | AH 60/24" SD 58/23" |
|---|--------------------------------------|

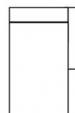
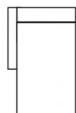
| | |
|---|--------------------------------------|
| W 155/61" D 100/39" H 84/33" SH 45/18" | AH 60/24" SD 58/23" |
|---|--------------------------------------|

| | |
|--|------------------|
| W 64/25" D 100/39" H 84/33" SH 45/18" | SD 58/23" |
|--|------------------|

| | |
|---|--------------------------------------|
| W 123/48" D 150/59.1" H 84/33" SH 45/18" | AH 60/24" SD 58/23" |
|---|--------------------------------------|

| | |
|---|--------------------------------------|
| W 123/48" D 150/59.1" H 84/33" SH 45/18" | AH 60/24" SD 58/23" |
|---|--------------------------------------|

| | | | | | | |
|--------------------------|--------------------------|---------------------|---------------------|------------------------------|-------------------|-------------------|
| V216 | V217 | V202 | V203 | V103 | V500 | V501 |
| LHF 2 SEATER MAXI | RHF 2 SEATER MAXI | LHF 2 SEATER | RHF 2 SEATER | ARMCHAIR WITHOUT ARMS | LHF CHAISE | RHF CHAISE |



| | |
|---|--------------------------------------|
| W 123.48" D 170/67" H 84/33" SH 45/18" | AH 60/24" SD 58/23" |
|---|--------------------------------------|

| | |
|---|--------------------------------------|
| W 123/48" D 170/67" H 84/33" SH 45/18" | AH 60/24" SD 58/23" |
|---|--------------------------------------|

| |
|--|
| W 125/49" D 73/29" H 40/16" |
|--|

| | | |
|------------------------|------------------------|--------------|
| V502 | V503 | V601 |
| LHF CHAISE MAXI | RHF CHAISE MAXI | BENCH |

ARTEMIDE

THICK STITCH: Available

STRUCTURE: Fir wood, plywood covered with ecologic polyurethane foam

SPRING SYSTEM: Elastic webbing

SEAT/BACK CUSHION: Ecologic polyurethane foam covered with a layer of polyester

DETACHABLE CUSHIONS: Only back cushions

MECHANISMS: N.A.

FOOT / BASE SERIES: Stainless steel base ARTEMIDE 1
FOOT / BASE OPTIONAL: Stainless steel base covered by leather ARTEMIDE 2

COVERING: Full leather