





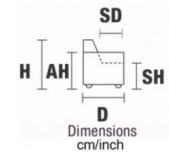
# CLOUD



CLOUD

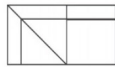
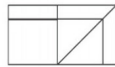



	<b>AB</b> Altezza Braccio	<b>A</b> Altezza	<b>A</b> Altezza Seduta	<b>AM</b> Altezza Massima	<b>P</b> Profondità	<b>P</b> Profondità Seduta	<b>PM</b> Profondità Massima	<b>L</b> Larghezza
	<b>AH</b> Arm Height	<b>H</b> Height	<b>SH</b> Seat Height	<b>MH</b> Maximum Height	<b>D</b> Deep	<b>SD</b> Seat Depth	<b>MD</b> Maximum Deep	<b>W</b> Width



W 242/95.3" D 109/42.9" H 85/33.5" AH 62/24.4" SH 45/17.7" SD 58/22.8" MH 105/41.3"	W 202/79.5" D 109/42.9" H 85/33.5" AH 62/24.4" SH 45/17.7" SD 58/22.8" MH 105/41.3"	W 202/79.5" D 109/42.9" H 85/33.5" AH 62/24.4" SH 45/17.7" SD 58/22.8" MH 105/41.3"	W 121/47.6" D 109/42.9" H 85/33.5" AH 62/24.4" SH 45/17.7" SD 58/22.8" MH 105/41.3"	W 80/31.5" D 109/42.9" H 85/33.5" AH 62/24.4" SH 45/17.7" SD 58/22.8" MH 105/41.3"	W 121/47.6" D 109/42.9" H 85/33.5" AH 62/24.4" SH 45/17.7" SD 58/22.8" MH 105/41.3"
---	---	---	---	--	---

<b>VERSION CODE</b>	V314	V316	V317	V101	V103	V102
<b>DESCRIPTION</b>	3 SEATER MAXI	3 SEATER MAXI LHF	3 SEATER MAXI RHF	LHF ARMCHAIR	ARMLESS	RHF ARMCHAIR



W 250/98.4" D 109/42.9" H 85/33.5" AH 62/24.4" SH 45/17.7" SD 58/22.8" MH 105/41.3"	W 250/98.4" D 109/42.9" H 85/33.5" AH 62/24.4" SH 45/17.7" SD 58/22.8" MH 105/41.3"	W 190/74.8" D 109/42.9" H 85/33.5" AH 62/24.4" SH 45/17.7" SD 58/22.8" MH 105/41.3"	W 190/74.8" D 109/42.9" H 85/33.5" AH 62/24.4" SH 45/17.7" SD 58/22.8" MH 105/41.3"	W 111/43.7" D 111/43.7" H 85/33.5" AH 62/24.4" SH 45/17.7"	W 145.57.1" D 109/42.9" H 85/33.5" AH 62/24.4" SH 45/17.7" SD 58/22.8" MH 105/41.3"	W 145.57.1" D 109/42.9" H 85/33.5" AH 62/24.4" SH 45/17.7" SD 58/22.8" MH 105/41.3"
---	---	---	---	---	---	---

V406	V407	V411	V412	V400	V112	V113
LHF CORNER CHAIR MERIDIAN	RHF CORNER CHAIR MERIDIAN	LHF CORNER ARMCHAIR	RHF CORNER ARMCHAIR	CORNER	LHF ARMCHAIR MERIDIAN	RHF ARMCHAIR MERIDIAN



W 110/43.3"  
D 65/25.6"  
H 45/17.7"

V601
BENCH



FOOT OPTION 1:  
STAINLESS STEEL SLED



FOOT OPTION 2:  
STAINLESS STEEL SLED

## CLOUD

THICK STITCH: Not Available

STRUCTURE: Fir wood, polywood covered with ecologic polyurethane foam.

SPRING SYSTEM: Elastic Webbing

SEAT/BACK CUSHION: Ecologic Polyurethane foam covered with a layer of Polyester

MECHANISM: Headrests mechanisms

REMOVABILITY: N.A.

SLED OPTION 1: Stainless steel sled

SLED OPTION 2: Stainless steel sled

The company reserves the faculty to make changing of technical details and/or materials for quality product improving without prior communication.

LEATHER COLOR SHADE DIFFERENCES

The model upholstered with some Natural leather such as Maya, Emotion, Carees and Sensation, could present in some area differences in color tones of about 5%.

Such differences are not to be considered defect but an expression of the natural characteristic of the cowhide.

© All Right Reserved Rossini S.r.l.

REV. 05 DEL 31/01/2019