

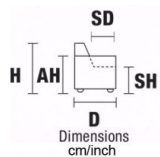


 AB Altezza Braccio	A Altezza	A Altezza Seduta	AM Altezza Massima	P Profondità	P Profondità Seduta	PM Profondità Massima	L Larghezza
 AH Arm Height	H Height	SH Seat Height	MH Maximum Height	D Deep	SD Seat Depth	MD Maximum Deep	W Width



W 240/94.5"
D 106/41.7"
H 88/34.6" AH 65/25.6"
SH 49/19.3" SD 58/22.8"

W 204/80.3"
D 106/41.7"
H 88/34.6" AH 65/25.6"
SH 49/19.3" SD 58/22.8"

W 184/72.4"
D 106/41.7"
H 88/34.6" AH 65/25.6"
SH 49/19.3" SD 58/22.8"

W 121/47.6"
D 106/41.7"
H 88/34.6" AH 65/25.6"
SH 49/19.3" SD 58/22.8"

W 125/49.2"
D 73/28.7"
SH 47/18.5"

VERSION CODE	V314	V300	V214	V100	V601
DESCRIPTION	3 SEATER MAXI	3 SEATER	2 SEATER MAXI	ARMCHAIR	BENCH

GOTHAM



THICK STITCH: Available

STRUCTURE: Fir wood, plywood covered with ecologic polyurethane foam.

SPRING SYSTEM: Elastic webbing

SEAT/BACK CUSHION: Ecologic polyurethane foam covered with a layer of polyester

DETACHABLE CUSHIONS: N.A.

FOOT OPTION: Sled stainless steel or metal fumè finishing.

COVERING: Full leather