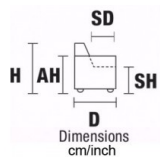








	AB Altezza Braccio	A Altezza	A Altezza Seduta	AM Altezza Massima	P Profondità	P Profondità Seduta	PM Profondità Massima	L Larghezza
	AH Arm Height	H Height	SH Seat Height	MH Maximum Height	D Deep	SD Seat Depth	MD Maximum Deep	W Width



					
W 230/90.6" D 107/42.1" H 76/29.9" AH 62/24.4" SH 47/18.5" SD 58/22.8" MH 95/37.4"	W 190/74.8 D 107/42.1" H 76/29.9" AH 62/24.4" SH 47/18.5" SD 58/22.8" MH 95/37.4"	W 127/50" D 107/42.1" H 76/29.9" AH 62/24.4" SH 47/18.5" SD 58/22.8" MH 95/37.4"	W 197/77.6" D 107/42.1" H 76/29.9" AH 62/24.4" SH 47/18.5" SD 58/22.8" MH 95/37.4"	W 197/77.6" D 107/42.1" H 76/29.9" AH 62/24.4" SH 47/18.5" SD 58/22.8" MH 95/37.4"	W 157/61.8" D 107/42.1" H 76/29.9" AH 62/24.4" SH 47/18.5" SD 58/22.8" MH 95/37.4"

VERSION CODE	V314	V214	V100	V316	V317	V216
DESCRIPTION	3 SEATER MAXI	2 SEATER MAXI	ARMCHAIR	LHF 3 SEATER MAXI	RHF 3 SEATER MAXI	LHF 2 SEATER MAXI



W 157/61.8" D 107/42.1" H 76/29.9" AH 62/24.4" SH 47/18.5" SD 58/22.8" MH 95/37.4"	W 127/11.8" D 127/11.8" H 76/29.9" SH 47/18.5"	W 62/24.4" D 62/24.4" SH 47/18.5"
--	---	---

V217	V400	V600
RHF 2 SEATER MAXI	CORNER	FOOTSTOOL

Some versions may be equipped with hidden feet with a supporting structural function.

PONTE



THICK STITCH: Available

STRUCTURE: Fir wood, plywood covered with ecologic polyurethane foam

SPRING SYSTEM: Elastic webbing

SEAT/BACK CUSHIONS: Ecologic polyurethane foam covered with a layer of polyester

DETACHABLE: Back cushions

MECHANISMS: Headrest Mechanism

FOOT OPTION 1: Stainless Steel feet with arm insert

FOOT OPTION 2: Metal feet bronzed finishing with arm insert

COVERING: Full leather