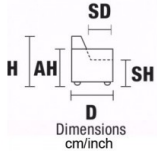







 <b>AB</b> Altezza Braccio	<b>A</b> Altezza	<b>A</b> Altezza Seduta	<b>AM</b> Altezza Massima	<b>P</b> Profondità	<b>P</b> Profondità Seduta	<b>PM</b> Profondità Massima	<b>L</b> Larghezza
 <b>AH</b> Arm Height	<b>H</b> Height	<b>SH</b> Seat Height	<b>MH</b> Maximum Height	<b>D</b> Deep	<b>SD</b> Seat Depth	<b>MD</b> Maximum Deep	<b>W</b> Width



					
<b>W</b> 230/91" <b>D</b> 90/35,5" <b>H</b> 80/31,5" <b>AH</b> 63/25" <b>SH</b> 44/18" <b>SD</b> 55/22"	<b>W</b> 183/72" <b>D</b> 90/35,5" <b>H</b> 80/31,5" <b>AH</b> 63/25" <b>SH</b> 44/18" <b>SD</b> 55/22"	<b>W</b> 175/68,6" <b>D</b> 90/35,5" <b>H</b> 80/31,5" <b>AH</b> 63/25" <b>SH</b> 44/18,2" <b>SD</b> 55/22"	<b>W</b> 110/43" <b>D</b> 90/35,5" <b>H</b> 80/31,5" <b>AH</b> 63/25" <b>SH</b> 44/18" <b>SD</b> 55/22"	<b>W</b> 75/30" <b>D</b> 48/19"	
<b>VERSION CODE</b>	<b>V314</b>	<b>V214</b>	<b>V200</b>	<b>V100</b>	<b>V600</b>
<b>DESCRIPTION</b>	<b>3 SEATER MAXI</b>	<b>2 SEATER MAXI</b>	<b>2 SEATER</b>	<b>ARMCHAIR</b>	<b>FOOTSTOOL</b>

## ALESSIA

### STRUCTURE:

Fir wood, plywood covered with ecologic polyurethane foam  
 SPRING SYSTEM: Elastic webbing  
 SEAT/BACK CUSHION: Ecologic polyurethane foam covered with a layer of 100% polyester REMOVABILITY: Not possible  
 STICH: Normal  
 MECHANISMS: N.A.  
 FOOT/BASE SERIES: Stainless steel feet plus plexiglass  
 FOOT/BASE OPTIONAL: N.A.